

Specifications

Models	S-40 / S-40 TraX		S-45 / S-45 TraX	
Measurements	Metric	US	Metric	US
Working height maximum* (on tyres)	14.20 m	46 ft	15.72 m	51 ft
Working height maximum* (with TraX)	14.20 m	46 ft	15.72 m	51 ft
Platform height maximum (on tyres)	12.20 m	40 ft	13.72 m	45 ft
Platform height maximum (with TraX)	12.20 m	40 ft	13.72 m	45 ft
Horizontal reach maximum	9.65 m	31 ft 8 in	11.18 m	36 ft 8 in
Below ground reach	0.97 m	3 ft 2 in	1.50 m	4 ft 11 in
A Platform length - 8 ft model	0.91 m	3 ft	0.91 m	3 ft
Platform length - 6 ft model	0.76 m	2 ft 6 in	0.76 m	2 ft 6 in
B Platform width - 8 ft model	2.44 m	8 ft	2.44 m	8 ft
Platform width - 6 ft model	1.83 m	6 ft	1.83 m	6 ft
C Height - stowed standard tyres	2.49 m	8 ft 2 in	2.49 m	8 ft 2 in
- stowed with TraX	2.49 m	8 ft 2 in	2.49 m	8 ft 2 in
D Length - stowed	7.39 m	24 ft 3 in	8.48 m	27 ft 10 in
Length - transport (jib tucked under)	—	—	6.80 m	22 ft 4 in
E Width - standard tyres	2.30 m	7 ft 6 in	2.24 m	7 ft 4 in
- TraX option	2.31 m	7 ft 7 in	2.31 m	7 ft 7 in
F Wheelbase	2.20 m	7 ft 3 in	2.20 m	7 ft 3 in
G Ground clearance - center	0.32 m	1 ft 0.5 in	0.32 m	1 ft 0.5 in
- centre TraX	0.32 m	1 ft 0.5 in	0.32 m	1 ft 0.5 in

Productivity

Lift capacity	227 kg	500 lbs	227 kg	500 lbs
Platform rotation	160°	160°	160°	160°
Vertical jib rotation	—		135° (+78° /-57°)	
Turntable rotation	360° continuous		360° continuous	
Turntable tailswing (on tyres)	86 cm	2 ft 10 in	86 cm	2 ft 10 in
Turntable tailswing (with TraX)	89 cm	2 ft 11 in	89 cm	2 ft 11 in
Drive speed - 2WD stowed (on tyres)	7.7 km/h	4.8 mph	7.7 km/h	4.8 mph
Drive speed - 4WD stowed (on tyres)	7.7 km/h	4.8 mph	7.7 km/h	4.8 mph
Drive speed - 4WD stowed (with TraX)	4.02 km/h	2.5 mph	4.02 km/h	2.5 mph
Drive speed - raised or extended	1.1 km/h	0.68 mph	1.1 km/h	0.68 mph
Gradeability** stowed - 2WD	30%	30%	30%	30%
Gradeability** stowed - 4WD	40%	40%	40%	40%
Turning radius - inside	2 m	6 ft 8 in	2 m	6 ft 8 in
- inside with TraX	N/A	N/A	N/A	N/A
Turning radius - outside	4.78 m	15 ft 8 in	4.78 m	15 ft 8 in
- outside with TraX	N/A	N/A	N/A	N/A
Controls	12 V DC proportional		12 V DC proportional	
Tyres - RT air filled	12-16.5 NHS		12-16.5 NHS	
TraX - track system	Quadra-Track system		Quadra-Track system	
Ground Pressure (with TraX)	0.77 kg/cm ²	11 psi	0.77 kg/cm ²	11 psi

Power

Power source	Deutz D 2011 LO3i cylinder diesel 36 kW (48 hp)			
	Perkins 404D-22 4 cylinder diesel 38 kW (51 hp)			
Auxiliary power unit	12 V DC	12 V DC	12 V DC	12 V DC
Hydraulic tank capacity	170 L	45 gal	170 L	45 gal
Fuel tank capacity (Diesel)	76 L	20 gal	76 L	20 gal

Sound & Vibration Levels

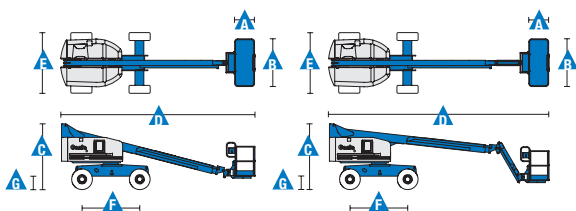
Sound pressure level (ground workstation)	84 dBA	84 dBA	84 dBA	84 dBA
Sound pressure level (platform workstation)	76 dBA	76 dBA	76 dBA	76 dBA
Vibration	<2.5 m/s ²	<8 ft 2 in/s ²	<2.5 m/s ²	<8 ft 2 in/s ²

Weight***

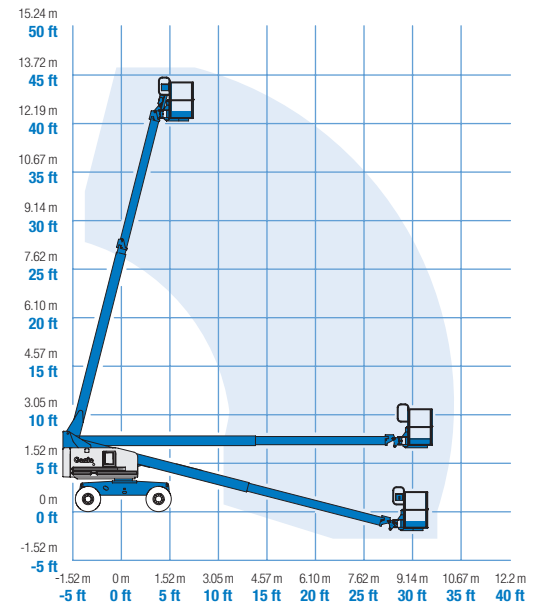
2WD (CE air tyres)	5,420 kg	11,950 lbs	6,709 kg	14,790 lbs
4WD (CE air tyres)	5,420 kg	11,950 lbs	6,709 kg	14,790 lbs
CE Foam Filled tyres	add 296 kg	add 652 lbs	add 296 kg	add 652 lbs
4 WD (Track system)	6,564 kg	14,440 lbs	7,927 kg	17,440 lbs

Standards Compliance

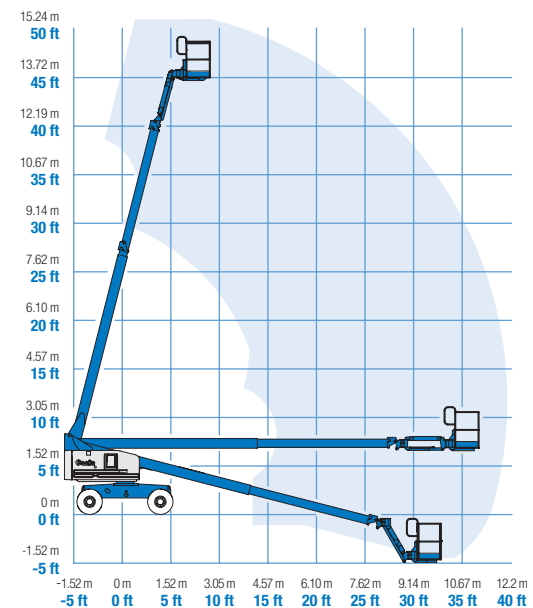
EU Directives: 2006/42/EC - Machinery (harmonized standard EN280:2001+A2:2009); 2004/108/EC (EMC); 2000/14/EC (Outdoor Noise)



Range of Motion S-40 / S-40 TraX



Range of Motion S-45 / S-45 TraX



* The metric equivalent of working height adds 2 m to platform height. U.S. adds 6 ft to platform height.
 ** Gradeability applies to driving on slopes. See operator's manual for details regarding slope ratings.
 *** Weight will vary depending on options and/or country standards.

Features

Standard Features	Easily Configured To Meet Your Needs	Options & Accessories
-------------------	--------------------------------------	-----------------------

Measurements

S-40, S-40 TraX

- 14.20 m (46 ft) working height
- 9.65 m (31 ft 8 in) horizontal reach
- 227 kg (500 lbs) lift capacity

S-45, S-45 TraX

- 15.72 m (51 ft) working height
- 11.18 m (36 ft 8 in) horizontal reach
- 227 kg (500 lbs) lift capacity

Productivity

- Self-levelling platform
- Hydraulic platform rotation
- Proportional joystick controls
- Thumb rocker steering
- Drive enable
- AC power cord to platform
- Tilt alarm
- Descent & travel alarms
- Flashing beacon
- Horn
- Hour meter
- 360° continuous turntable rotation
- Locking turntable covers
- Positive traction drive
- Two speed wheel motors
- Certified load sensor

Power

- 12 V DC auxiliary power
- Anti-restart engine protection
- Auto engine fault shutdown
- Intake air heater (Deutz engine)

Platform Options

- Steel 2.44 m (8 ft) (standard)
- Steel 1.83 m (6 ft)
- Steel 2.44 m (8 ft) tri-entry

Jib Options

- Non-jib
- 1.52 m (5 ft) articulating jib boom

Engine Options

- Deutz diesel 36 kW (48 hp)
- Perkins diesel 38 kW (51 hp)

Drive Options

- 2 x 4
- 4 x 4

Axle Options

- Active oscillation (4WD)
- Non-oscillating (2WD)

Tyre Options

- Rough terrain air-filled
- Rough terrain foam-filled (water base)
- Rough terrain non-marking air or foam-filled
- Sealant treated air-filled
- Quadra-Track system



Productivity Options

- Platform top auxiliary rail
- Weld leads to platform ⁽¹⁾
- Air line to platform ^{(1), (4)}
- Power to platform (incl. plug, socket and ground fault interrupt leakage on request)
- Work lights package (2 on chassis, 2 on platform)
- Dual axis joystick steering
- Hydraulic oil cooler
- Biodegradable hydraulic oil ⁽¹⁾
- Hostile environment kit ⁽¹⁾: cylinder bellows, boom wiper seals, platform and ground control box cover
- Deluxe hostile environment kit ^(1,2): adds to basic kit center turntable shield, ring gear guard, tail pipe guard, engine cover flaps and air pre-cleaner
- Aircraft protection kit ^(1,2): platform foam padding and padded disable system
- Tilt cut-out option
- Track & Trace ⁽³⁾ (GPS unit providing machine location & operating information)
- Panel cradle package ^(1,2)
- Lockable platform & ground control box covers
- Tow package ⁽¹⁾
- Tool tray
- Operator Protective Structure
- Operator Protective Alarm

Power Options

- Engine gauge package ⁽¹⁾: oil pressure, temp & amp
- AC generator packages (110V/60Hz - 220V/50Hz, 3000 W, hydraulically driven) ⁽¹⁾
- Hydraulic MTE generator kit (110V/120V-220V/240V) ⁽²⁾
- Diesel air intake pre-cleaner ^(1,2)
- Diesel catalytic scrubber muffler ⁽¹⁾
- Low temperature cut-out module
- Cold start kit ⁽²⁾: engine heater & battery charger
- Refinery kit with spark arrestor and electric or mechanical Chalwyn valve ⁽²⁾

⁽¹⁾ Factory-fit option only

⁽²⁾ Available on selected models only. See your Genie representative for further information.

⁽³⁾ Includes a first 2 years subscription

⁽⁴⁾ Air line to platform not compatible with Weld leads to platform

United Kingdom

The Maltings, Wharf Road, Grantham NG31 6BH, T: +44 800 988 3739 (toll free), Fax +44 (0)1476 584334, Email AWP-InfoEurope@terex.com
Visit www.genielift.co.uk/locations to view our global locations list.

Worldwide Manufacturing And Distribution

Australia • Brazil • Caribbean • Central America • China • France • Germany • Italy • Japan • Korea • Mexico • Russia • Southeast Asia • Spain • Sweden • United Arab Emirates • United Kingdom • United States

Effective Date: February, 2014. Product specifications and prices are subject to change without notice or obligation. The photographs and/or drawings in this document are for illustrative purposes only. Refer to the appropriate Operator's Manual for instructions on the proper use of this equipment. Failure to follow the appropriate Operator's Manual when using our equipment or to otherwise act irresponsibly may result in serious injury or death. The only warranty applicable to our equipment is the standard written warranty applicable to the particular product and sale and we make no other warranty, express or implied. Products and services listed may be trademarks, service marks or trade names of Terex Corporation and/or their subsidiaries in the USA and many other countries. Genie is a registered trademark of Terex South Dakota, Inc. © 2014 Terex Corporation.

